

Navigating the Virtual Conference Platform

1) Before you login:

- Use the following browsers only:
Windows: Chrome 30+, Edge 12+, Firefox 27+, or IE 11+
Mac: Chrome 30+ or Firefox 27+
Linux: Chrome 30+, Firefox 27+
DO NOT USE Internet Explorer. This is not supported.
- This virtual platform uses Zoom technology to power its live meeting functionality. We recommend installing the Zoom software for best results. This is free software:
zoom.us/download

2) Getting started:

- You will receive a login email from no-reply@pathable.com the week of January 4, 2021. If you do not see this email in your inbox, please check your spam. If the email is not in your spam folder, contact registration@ceric.ca.
- Click on the “Sign-in to the virtual event” button in the email.

Cannexus21: Virtual Platform Login Information



o Cannexus21 <no-reply@pathable.com>

Yesterday at 12:46 PM

To: o Kendelyon Davis



Dear Kendelyon,

Thank you for registering for the Virtual Cannexus21 conference. Below please find login information for the virtual conference platform.

[Sign-in to the virtual event](#)

To prevent others from accessing your account, please do not forward this email.

Note: This link is personalized just for you. Please do not forward this email.

- Bookmark the link so you are able to enter the platform on the live event days, and also view the session recordings for one year following Cannexus. Please note, this is a unique link so do not share the link with anyone else.
- Once you click the “Sign-in to the virtual event” button, you will be asked to “Claim Your Account.” Enter the information on the form, check off that you agree to the Terms and Conditions and click the green “Complete Profile” button.



Claim your account/Créez votre compte

Please create your password below.

We recommend you bookmark this page and save your password. This is how you will login later to view the session recordings for a year.

Veuillez créer votre mot de passe ci-dessous.

Nous vous recommandons d'ajouter cette page à vos favoris de navigation et d'enregistrer votre mot de passe. C'est ainsi que vous vous connecterez plus tard pour accéder aux enregistrements des sessions disponibles pendant un an.

- Once you click the “Complete Profile” button, you will enter the platform.
- You will be prompted to build your profile. Please take the time to build your profile and add a profile photo. Your profile is a crucial tool that will help other attendees connect with you based on your interests, location, sector, etc.

Profile Want to Meet Preferences

Profile photo

UPLOAD PHOTO

ⓘ Please upload a JPG or PNG image file. We recommend a square image of minimum 300x300px size with the person's face in the center.

Email

test@test.ca

Password

CHANGE PASSWORD

Name

Credentials/Identifiant

Title / Emploi

Organization / Organisme

Language/Langue

Linkedin

Contact Info/Téléphone

Bio

City / Ville

- Once you have completed your profile, click the green “Save” button at the bottom of the screen.

Badges

Select an option or enter your own...

Popular:

First Timer

CERIC Board

CERIC Committee Member

Membre du conseil d'administration du CE...

Personnel du CERIC

Première participation

Membre du comité du CERIC

SAVE

- Your profile is saved and now you are able to navigate the virtual conference platform.

3) Navigating the Platform:

As an attendee, you will have the opportunity to attend sessions, interact with attendees and speak with sponsors and exhibitors. To get around the platform, use the navigation bar at the top of the page to do this (Home/Accueil, Schedule/Programme, People/Public, Exhibitors/Exposants, Support, Account/Mon Compte, Networking/Réseautage etc.)

Home/Accueil:

- This will always bring you back to the main screen.
- Please view the Welcome Video and hear a blessing from Elder Pauline Shirt, and welcome remarks from Bruce Lawson, President of The Counselling Foundation of Canada, and Andre Raymond, CERIC's Board Chair. Please note, this video is bilingual. To view captioning in the other language, click the "cc" in the bottom of the video.
- On your hometab you will also find:
 - "My Upcoming Sessions/Mes séances à venir". These are sessions that you have added to your "My Agenda/Mon Agenda"
 - Cannexus live Twitter feed (bottom of page)
 - Homepage chat box (bottom of the page)

Schedule/Programme:

- Under the "Schedule/Programme" tab you will find options for "Agenda/Calendrier," "My Agenda/Mon Agenda," and "Schedule Meeting/Plannifier une reunion."
- "Agenda/Calendrier" is the full Cannexus agenda. You will navigate here to add sessions to your personal agenda, attend live sessions and watch all session recordings (during and following Cannexus)
- "My Agenda/Mon Agenda" will list all the sessions that you have added to your personal agenda.
- Under "Schedule Meeting/Plannifier une reunion," you will be able to set up one-on-one or group meetings with other Cannexus attendees.

People/Public:

- Under the "People/Public tab," you will find people categorized as "Speakers/Conférenciers" and "Attendees/Participants."
- From within the People tab, you can browse through the attendee list, request video meetings and send messages.

Exhibitors/Exposants:

- Please take the time to visit our exhibitors. They have posted collateral, videos and information on their products and/or services. In this area, you may request meetings with exhibitors, chat via text or video or request information by clicking "Contact Us."

Support:

- Under the "Get Tech Support/Obtenir de l'aide" tab, you will find options for "Get Tech Support/Obtenir de l'aide," "Glossary/Glossaire," and "Platform FAQs/Plateforme de FAQ."
- If you need tech support, click the "Get Tech Support/Obtenir de l'aide" option and you can send an email to support staff.
- Under "Glossary/Glossaire," you will find the Cannexus21 glossary. This page explains Cannexus lingo. For example, What is a live plenary session? What is a live concurrent session? What is an on-demand session?
- The "Platform FAQs/Plateforme de FAQ" shows this document and some FAQs.

Networking/Réseautage:

- The “Networking/Réseautage” tab lists some different networking options in the platform. Here you will find “Get Social/Sociabilisez,” “Conversations,” “Hallway Meeting/Salon de rencontres,” and “Games/Jeux”.
- “Get Social/Sociabilisez” has the Cannexus21 live Twitter feed and other social media accounts.
- Interested in starting a discussion about something? Feel free to do so on the “Conversations” page. You can also browse and contribute to other ongoing discussions.
- The “Hallway Meeting/Salon de rencontres” page explains how to register for Hallway Meetings. If you are interested in Hallway Meetings (peer-to-peer matchmaking sessions) taking place during all Cannexus breaks, you will be required to build your “Want to Meet” list by **January 9, 2021**. After January 9, you will not be able to show your interest in participating in Hallway Meetings.
- View the “Games/Jeux” page and check out the different activities that will award you points. As an attendee, you will automatically be awarded points based on certain activities. If you are one of the top 15 attendees on the leaderboard, you will receive a prize.

Account/Mon Compte:

- Under the “Account/Mon Compte” tab, you will find the following options “Inbox/Boite de reception,” “Edit my profile/Modifier mon profil,” “Logout/Se déconnecter.”
- The “Inbox/Boite de reception” will show messages that other attendees have sent you, and messages you have sent other attendees.
- If you would like to edit your current profile, go to “Edit my profile/Modifier mon profil.”

4) Watching Sessions

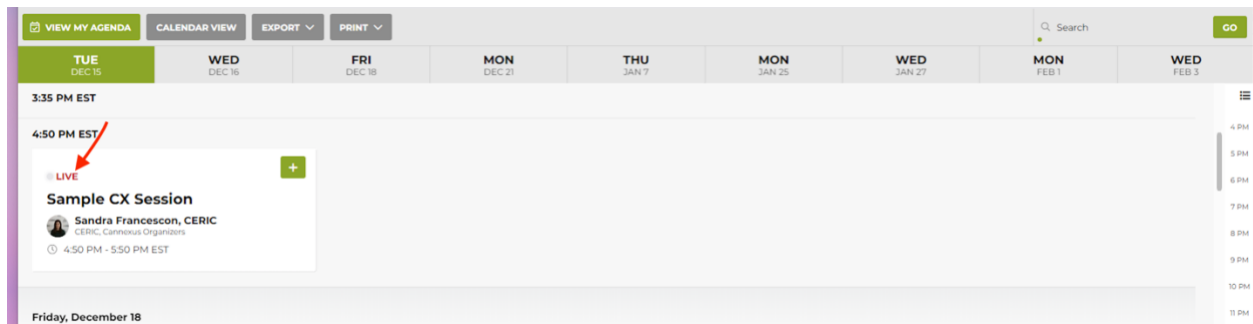
- To watch a session, click on “Agenda/Calendrier under the “Schedule/Programme” tab. This will bring you to the full Cannexus schedule.

The screenshot shows the CERIC agenda interface. At the top, there are navigation buttons: 'VIEW MY AGENDA' (highlighted in green), 'CALENDAR VIEW', 'EXPORT', and 'PRINT'. A search bar is on the right. Below the navigation, a calendar grid shows dates from Tuesday, Dec 15 to Wednesday, Feb 3. The current date, Monday, Jan 25, is highlighted in green. The time is 12:45 PM EST. The main content area shows a session titled 'Trauma and Resilience: A Career Professional's Guide | Traumatisme et résilience : guide du professionnel de la carrière' at 1:00 PM EST. The session is presented by Catherine Hajnal and Seanna Quressette. A green '+' icon is visible in the top right corner of the session tile. The footer includes the CERIC logo and various program names: CANNEXUS, CAREERWISE ORIENTATION, CAREERING, SUMMERSKILLS, CANADIAN JOURNAL OF CAREER DEVELOPMENT, REVUE CANADIENNE DE DÉVELOPPEMENT DE CARRIÈRE, GRADUATE STUDENT ENGAGEMENT PROGRAM, and PROGRAMME DE MOBILISATION DES ÉTUDIANTS AUX CYCLES SUPÉRIEURS.

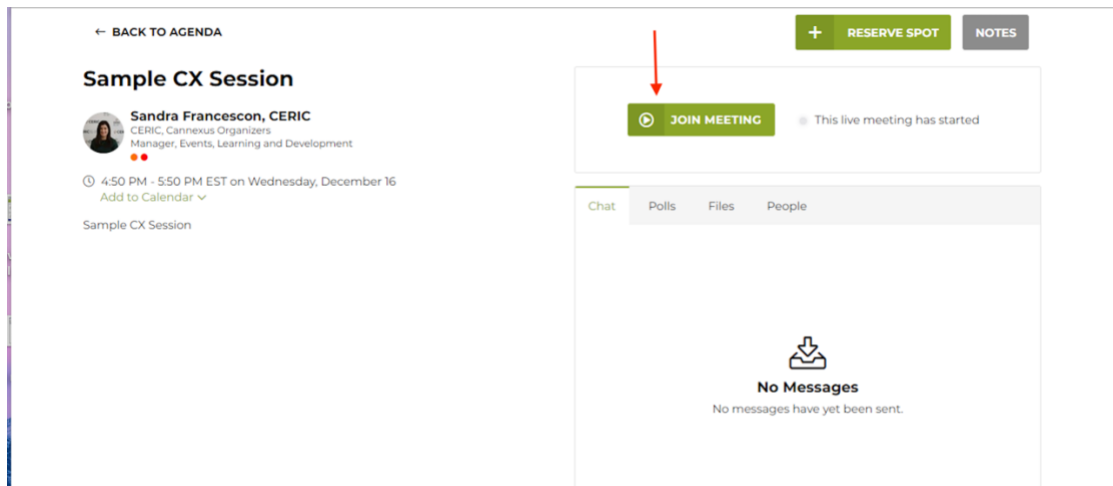
- If you would like to add a session to your personal agenda, click the “+” sign on the top right hand corner of the session tile. This session will now be added to your personal “My Agenda” tab as well as your “My Upcoming Sessions/Mes séances à venir” on the homepage.

The screenshot shows the CERIC agenda interface. At the top, there are navigation buttons: 'VIEW MY AGENDA' (highlighted in green), 'CALENDAR VIEW', 'EXPORT', and 'PRINT'. A search bar is on the right. Below the navigation, a calendar grid shows dates from Tuesday, Dec 15 to Wednesday, Feb 3. The current date, Monday, Jan 25, is highlighted in green. The time is 3:00 PM EST. The main content area shows a session titled 'Social Justice Advocacy: Reactive and Proactive Action for Now and for the Future | Défense de la justice sociale : action réactive et proactive pour le présent et l'avenir' at 3:15 PM EST. The session is presented by Nancy Arthur. A red arrow points to a green '+' icon in the top right corner of the session tile. The footer includes the CERIC logo and various program names: CANNEXUS, CAREERWISE ORIENTATION, CAREERING, SUMMERSKILLS, CANADIAN JOURNAL OF CAREER DEVELOPMENT, REVUE CANADIENNE DE DÉVELOPPEMENT DE CARRIÈRE, GRADUATE STUDENT ENGAGEMENT PROGRAM, and PROGRAMME DE MOBILISATION DES ÉTUDIANTS AUX CYCLES SUPÉRIEURS.



- To enter a live meeting, simply click on the agenda tile for that meeting. You will notice that the live meeting has a red blinking “LIVE” light on the session tile.



- Once you click on the session tile, you will go to the session page. The “Join Meeting” button will appear once the speaker has started the broadcast. Click the “Join Meeting” button.



- Once you click “Join Meeting”, you will enter the session. If you wish to have to enter a full screen mode, click “THEATRE MODE.”



- If you are attending a plenary or keynote session and you will be using the simultaneous interpretation feature, you must pop-out of the platform and use the Zoom app.
- To ensure that you have an optimal conference experience, we highly recommend you have the latest version of Zoom downloaded on your computer.
- To view an on-demand session, follow the steps above and instead of clicking “Join Meeting,” you click “Play.”

5) Networking and Activities

Activities: There will be different activities taking place during Cannexus breaks. These include creating a tile to contribute to the special online Mosaic that will be unveiled post-Cannexus,

fun chat-based games, etc. To participate, click on the break that you are interested in attending and complete the activity taking place during that slot.

12:45 PM EST

BREAK
VIRTUAL EXHIBITOR VISITS
ACTIVITIES/PAUSE
VISITE DU SALON DES EXPOSANTS VIRTUEL
ACTIVITÉS

Break, Activities/Pause, Activités

🕒 12:45 PM - 1:00 PM EST

+

BREAK
VIRTUAL EXHIBITOR VISITS
ACTIVITIES/PAUSE
VISITE DU SALON DES EXPOSANTS VIRTUEL
ACTIVITÉS

Virtual Exhibitor Visits/ Visite du salon des exposants virtuel

🕒 12:45 PM - 1:00 PM EST

+

Conversations: To start or join a text-based conversation with other attendees, simply click “Conversations” in the navigation bar. You can begin a new conversation or comment on ongoing chats.

Send Message: You can send a private message to any attendee, speaker or organization within the platform. To do so, use the search on the right-hand side of the screen or simply browse names. Once you find someone you are interested in sending a message to, click the three dots at the top right of their tile and click “Send message.”


CANNEXUS21
VIRTUAL | VIRTUEL by CERIC

Home/Accueil Schedule/Programme ▾ People/Public ▾ Exhibitors/Exposants Support ▾ Account/Mon Compte ▾ Networking/Réseautage ▾

WANT TO MEET LIST

🔍 francescon **GO**

F



Sandra Francescon,
CERIC
CERIC, Cannexus Organizers
Manager, Events, Learning and Dev
MODERATOR/MODÉRATEUR
CERIC STAFF/PERSONNEL DU CERIC

⋮

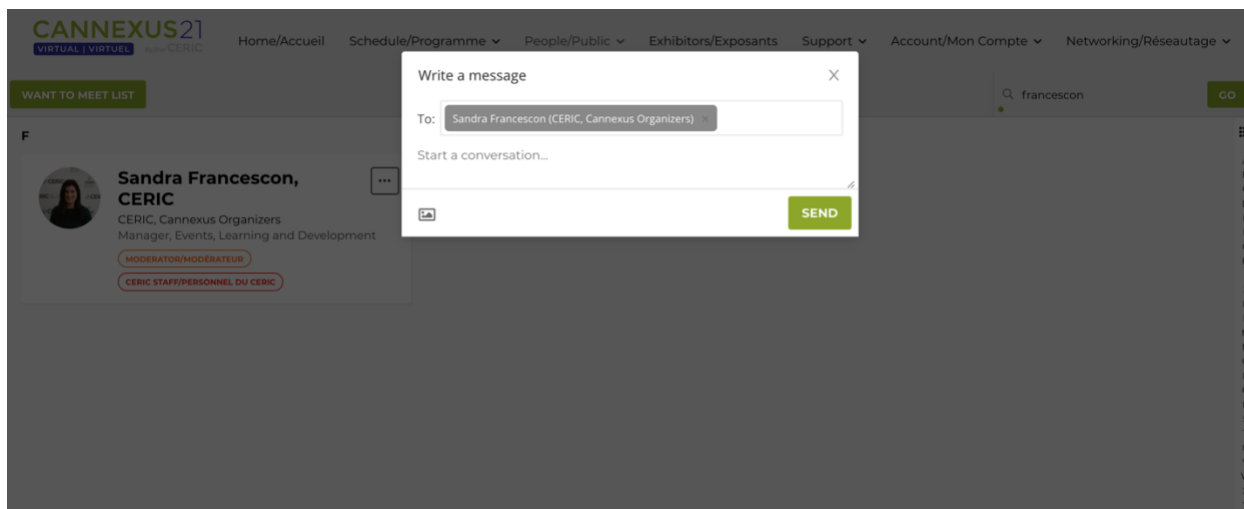
View profile

Add to want to meet

Send message

Schedule meeting

A
B
C
D
E
F
G
H
I
J
K
L
M
N
O
P
Q
R
S
T
U
V
W
X
Y



Schedule Meeting: Interested in setting up a private virtual meeting with another attendee? You can request a meeting by finding the attendee in the “People” tab, clicking the three dots at the top right of their tile and clicking “Schedule Meeting.” Once you click “Schedule Meeting,” you will be able to add additional people by clicking the “+” and searching for the other attendee you would like to invite. Once you add all your attendees (maximum 40), choose your suggested time, add your message and click “Send Invitation”.

✓ **Date**
Choose a time to meet

🕒 2:15 PM EST - 2:30 PM EST (15 min) 📅 Monday, January 25 ✎ EDIT

Details
Where and why

<p>Subject</p> <input style="width: 90%;" type="text"/>	<p>Description</p> <input style="width: 90%;" type="text"/>
---	---

CANCEL SEND INVITATION

A note is sent to the invitees and an event is created in “My Agenda/Mon Agenda.” To attend the meeting, simply find it in your agenda and click “Join Meeting.”

Conversations and Meetings with Exhibitors: At any time, you are able to click “Exhibitors” and browse through the exhibitor booths. During official exhibit breaks you will also have the opportunity to “enter the virtual exhibit booth, check out exhibitor files, videos and schedule

meetings with exhibitors. To set up a meeting with an exhibitor, please use the steps above under “Schedule Meeting.”

Hallway Meetings: Hallway Meetings are generously brought to you by Douglas College. These video-based peer-to-peer matchmaking sessions take place during all nine of Cannexus breaks. To register for these matchmaking sessions, please follow these steps:

- 1) Login to the virtual conference platform between January 4 - January 9, 2021.
- 2) Build and save your profile.
- 3) Go to the “People” tab and click “Attendees.” You will be able to view the full attendee list.
- 4) Scroll through the attendee list and look for people who you would like to meet. You may also search for attendees and filter by language, city, sector, organization, professional interests, hobbies, etc.
- 5) When you find an attendee who you would like to meet, click on their profile and choose the green “Want to Meet” button at the top of their profile. They are now added to your “Want to Meet” list.
- 6) You may choose as many people as you wish; however, you must choose at least one person in order to be signed up for this peer-to-peer matchmaking during all Cannexus breaks. By selecting at least one person for your “Want to Meet” list, you have registered to be matched with different attendees during all Cannexus breaks.
- 7) All your Hallway Meetings will be setup in the platform by January 25, 2021. When you enter the platform on January 25, you will be able to see all your matchmaking sessions during the breaks under “My Agenda.”

To participate, you will be required to build your “Want to Meet” list in the platform by January 9, 2021. After this date, we will not be able to accommodate the peer-to-peer matchmaking functionality within your profile. If you are unable to participate in Hallway Meetings, you will still be able to connect directly (by video or chat) with other attendees within the platform.

Please note, you may not necessarily be matched with everyone you select for a variety of reasons, including: people you want to meet with may not be participating in Hallway Meetings or you have selected more people than slots available in your schedule. If you select someone you “Want to Meet” and they select you as well, it is more likely that you will be matched together during a Hallway Meeting break. If you select someone and they do not sign up for Hallway Meetings, you may still contact them directly through the platform to schedule a meeting.

(Not Your Typical) Cocktail Party – January 27, 3:30 - 4:30 pm ET

Is there something you want to talk about at Cannexus, or a kind of conversation you are hoping to have? Then join us for this incredible Zoom cocktail room where you can interact with other conference participants interested in those same topics.

This Cocktail Party will be like nothing you have been to online. You’ll be able to find people who you are interested in talking to, chat in small groups, and move fluidly between

conversations – just like at a real cocktail party! Whether you're the kind of person who loves cocktail parties or someone who finds them kind of awkward, this fun and easy event is intended to provide a meaningful experience for everyone.

Here are some things to know about the event:

- Join this meeting the same way you would a live session by finding it on the Agenda and clicking on the session tile.
- It is an event with a beginning, middle and end. We ask that you be on time, ready to start at 3:30 pm ET. It runs for 1-hour and ends at 4:30 pm ET.
- Parts of the event will be very structured, with facilitation by professional facilitator Misha Glouberman and other parts will be more free-form.
- You need to log in using a computer: Many of the most important features we'll be using are unavailable on the Zoom tablet/phone software.
- You'll need to be running the latest version of Zoom (VERY IMPORTANT) so please be sure to update before the event. We'll be relying heavily on some features that are *only* available in the latest release.
- Show up with your camera on, and be ready to participate: This is a participatory, cameras-on event. You'll spend most of your time in small Zoom video-chat groups.
- Feel free to bring a time-zone-appropriate drink!

Note capacity will be limited and participation is first-come, first-served.

Looking into the Future: What Students Need to Know Before Working in the Career Development Field – January 27, 3:30 - 4:30 pm ET

The world of work is changing rapidly and new careers are emerging to meet the needs of the current labour market. If you are a student who is studying career development or thinking about transitioning into the field, it is essential to understand the role of career professionals. Join career leaders from community employment agencies, post-secondary career centres and private sector transition firms for a discussion on the current labour market, job searching skills required, how to get hired and what skillsets you need to move into the career development profession.

Join this meeting the same way you would a live session by finding it on the Agenda and clicking on the session tile.

Rencontre des acteurs de l'orientation et du développement de carrière francophone : découverte et partage – le 27 janvier, 15h 30 HE- 16 30 HE

Le format virtuel de Cannexus cette année nous offre l'immense opportunité d'avoir des francophones du secteur venant des quatre coins du pays et d'au-delà. Pourquoi ne pas profitez de l'occasion pour mettre un visage sur vos confrères et sur les différents acteurs qui

composent le monde de l'orientation et du développement de carrière du Canada francophone? Rejoignez cette séance de découverte et de partages, où vous aurez l'occasion de converser sur ce qui composent notre pratique en tant que spécialiste francophone de la carrière (défis, enjeux, similitudes, etc.). C'est le réseautage francophone de Cannexus à travers lequel vous serez guider dans le partage de votre réalité, afin d'apprendre et de grandir collectivement.

Join this meeting the same way you would a live session by finding it on the Agenda and clicking on the session tile.